




Hamilton County Developmental Disabilities Services Quick Guide – iPhone – Create a Shortcut

The following quick guide illustrates how to create a shortcut icon to a webpage on your iPhone.

1. Locate the Safari web browser on your iPhone and click on the icon to open the browser.



2. Type the URL of the webpage in the address bar and click the Go button.



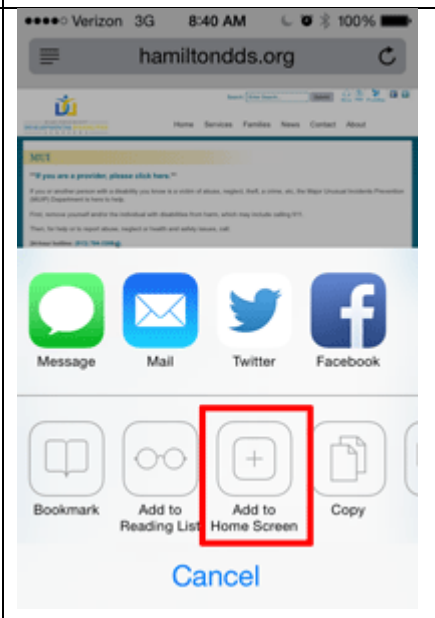


Hamilton County Developmental Disabilities Services Quick Guide – iPhone – Create a Shortcut

3. After the webpage loads, click on the “box with the up arrow” icon.



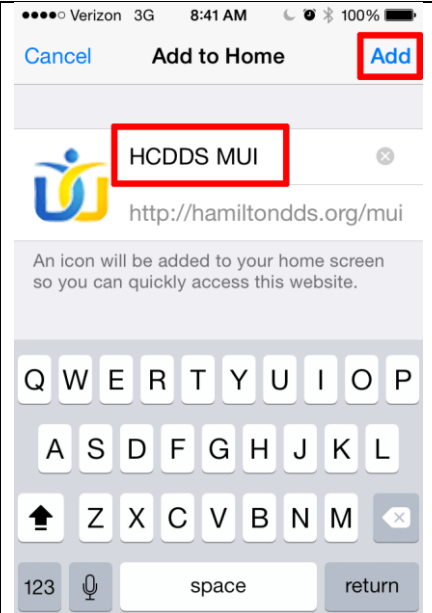
4. Click on the “Add to Home Screen” button.





Hamilton County Developmental Disabilities Services Quick Guide – iPhone – Create a Shortcut

5. Enter an appropriate title for the new shortcut and click the Add button.



6. The new shortcut has now been added to the home screen and the webpage can be accessed with the click of the button.

